

LQM21PN1R5MC0#

“ # ” indicates a package specification code.

In Production

General

125℃

Multi-layer

Reflow OK

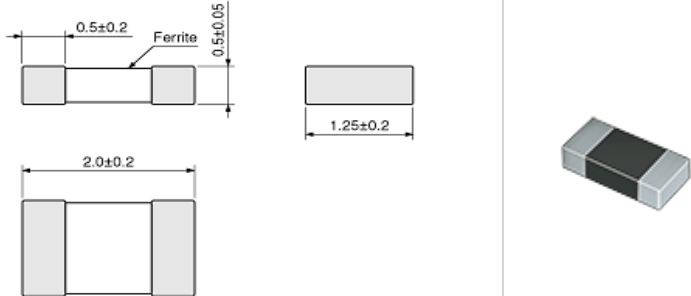
Flow OK

RoHS

REACH

< List of part numbers with package codes >
LQM21PN1R5MC0D , LQM21PN1R5MC0B

Shape



(in mm)

L size	2.0 ± 0.2mm
W size	1.25 ± 0.2mm
T size	0.5 ± 0.05mm
Size code in inch (mm)	0805 (2012)

Notes

In operating temperature exceeding +85℃, derating of current is necessary for LQM21P_C0 series.
Please apply the derating curve shown in chart according to the operating temperature.
Please confirm the below "Notice (Rating)".
When applied Rated current to the Products, temperature rise caused by self-generated heat shall be limited to 40℃ max.

References

Packaging code	Specifications	Minimum quantity
D	180mm Paper taping	4000
B	Packing in bulk	1000

Mass (Typ.)	
1 piece	0.007g

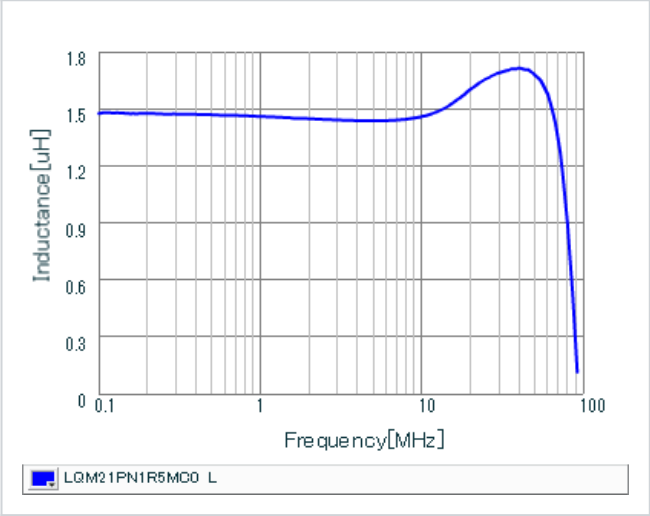
Specifications

Inductance	1.5μH ± 20%
Inductance test frequency	1MHz
Rated current (Itemp) (Based on Temperature rise)	0.7A(Ambient temperature 85℃) 0.52A(Ambient temperature 125℃)
Max. of DC resistance	0.325
Avg. of DC resistance	0.26 ± 25%
Self resonance frequency (min.)	70MHz
Operating temperature range	-55 ~ 125
Class of magnetic shield	Magnetic shield of ferrite

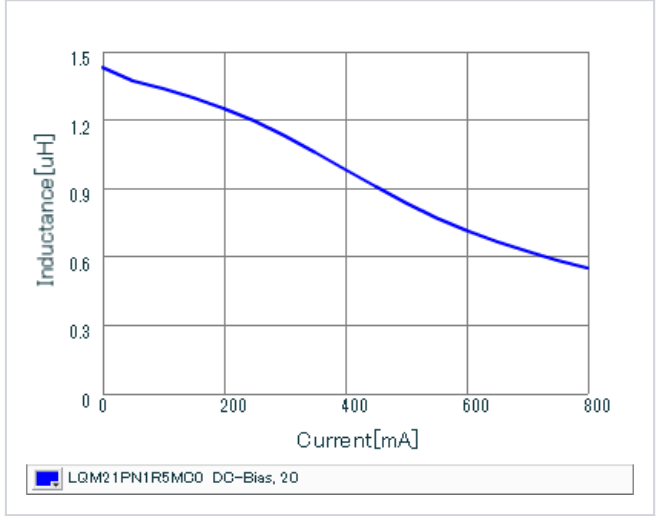
⚠ Attention

- 1.This datasheet is downloaded from the website of Murata Manufacturing Co., Ltd. Therefore, it ' s specifications are subject to change or our products in it may be discontinued without advance notice. Please check with our sales representatives or product engineers before ordering.
- 2.This datasheet has only typical specifications because there is no space for detailed specifications.
- Therefore, please review our product specifications or consult the approval sheet for product specifications before ordering.

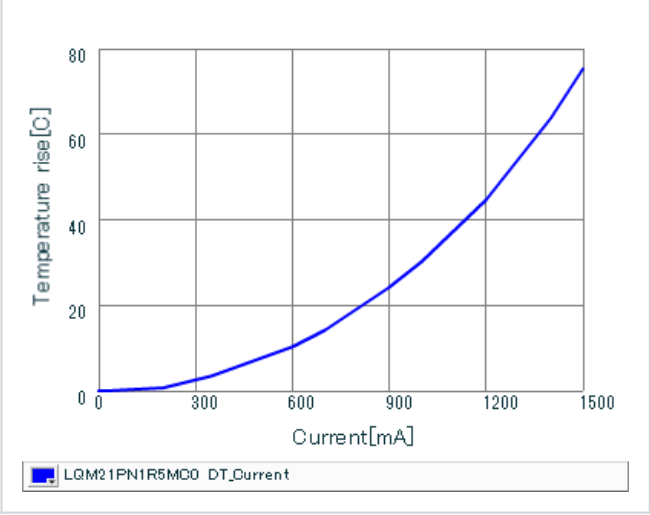
Inductance-Frequency characteristics (Typ.)



Inductance-Current characteristics (Typ.)



Temperature rise characteristics (Typ.)



Notice (Rating)

